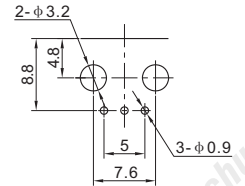
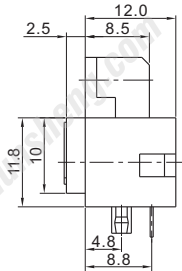
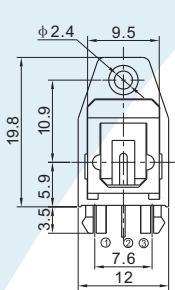




GQ-04



P.C.B LAYOUT
(VIEWED FROM COPPER SIDE)

GQ-04	
TRANSMITTER	
VIN	①
VCC	②
GND	③

GQ-04R	
RECEIVE	
VCC	①
GND	②
VOUT	③